

KEY BENEFITS

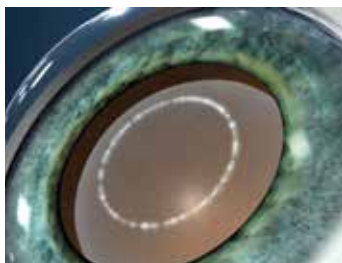
for patients

Customization with 3D Imaging


Like a fingerprint, every eye has a unique size and shape. Prior to treatment, the CATALYS® Laser images your eye and makes precise 3D maps of relevant structures. This enables your surgeon to create a tailored treatment plan that is uniquely customized for your eye.

Laser Precision


Your surgeon can use the CATALYS® Laser to create laser precise incisions, including a circular opening in the lens capsule to access and remove the cataract. This precise incision helps your surgeon place the new artificial lens where intended.



Location of Circular Opening



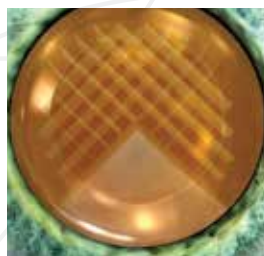
Created by Hand



Created with the CATALYS® Laser


Gentle Approach

Your surgeon can use the laser to soften the hard cataract. Softening the lens with the CATALYS® Laser enables your surgeon to remove the cataract gently.



Lens Softening with the CATALYS® Laser

If you desire to see well without glasses or contacts after surgery, your surgeon may recommend a tailored treatment that could include precise CATALYS® Laser incisions in the cornea and a specific lens implant type.



Corneal Incision with the CATALYS® Laser

Contraindications

The CATALYS® System should not be used if you are not a candidate for cataract surgery, have certain pre-existing corneal problems or eye implants; or if you are younger than 22 years of age. Tell your doctor about any eye-related conditions, injuries, or surgeries.

Lens implant types:

- monofocal lens for vision at one distance
- multifocal or accommodating lens for near, intermediate and far vision
- toric lens for correcting astigmatism

Precautions

Patients must be able to lie flat on their backs and motionless during the procedure. Patients must be able to tolerate local or topical anesthesia. Tell your doctor if you are taking any medications such as alpha blockers (like Flomax® to treat an enlarged prostate) as these medications may affect how the doctor does the cataract surgery.



Adverse Effects

Complications associated with the CATALYS® System include mild broken blood vessels or redness on the white part of your eye, which may last for a few weeks. Other potential risks associated with cataract surgery may occur. These risks may include but are not limited to corneal swelling and/or abrasion, lens capsular tear, infection, inflammation, eye discomfort, reduced vision. Talk to your doctor regarding all the potential risks associated with these procedures.



WHAT TO EXPECT

Quick Treatment

Cataract surgery usually takes less than 30 minutes. The CATALYS® Laser portion of treatment usually takes just a few minutes.

Normal Recovery

Most normal activities, except strenuous exercise, need not be restricted following cataract surgery. And your sight may continue to improve for several days or weeks after surgery.